

## HVF212 Flat Floor Register 2" x 12"

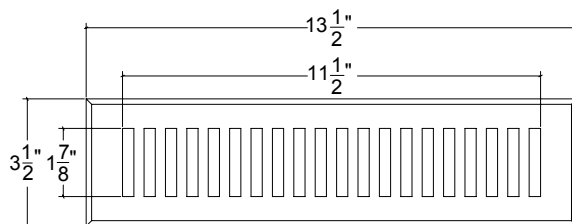

### Available Finishes:

- Brushed Nickel
- Bronze Patina

### Base Material:

- Solid Brass or Solid Bronze

Steel louvers are attached with machine screws to all face plates



**Floor Supply Register:** Face plate and pre-attached louvers. Simply drop into place

**Wall Supply Register:** Face plate with screw holes and pre-attached louvers. Install using wood screws supplied

**Return Air Vent:** Face plate with screw holes and NO louver. Install using wood screws

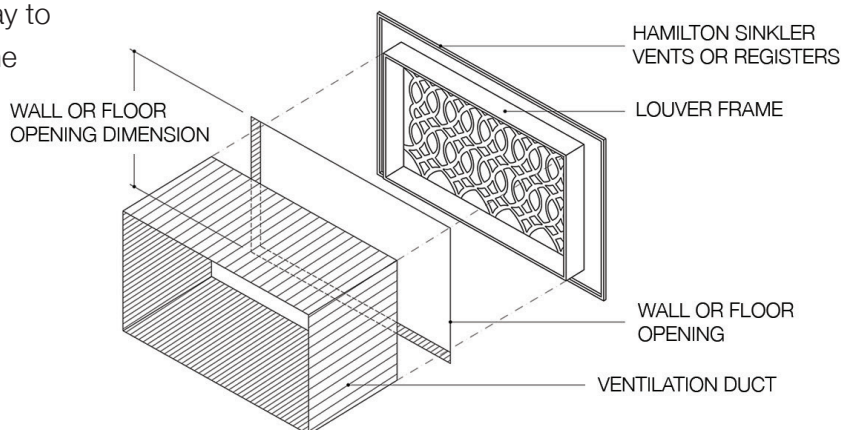
**Sizing:** Measure the size of the duct opening, not the size of the vent cover faceplate

Hamilton Sinkler will pre-attach the louvers with machine screws. No duct tape required

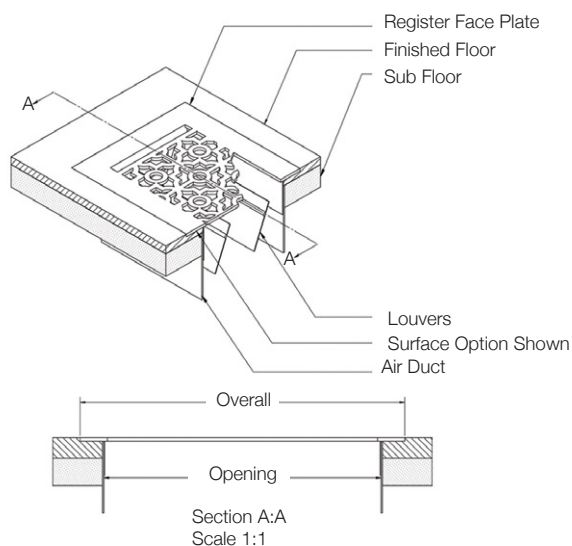
HVAC technical note: the typical open area of the face plate is 60% with non-directional louvers

## How to Measure:

To determine the size of register or vent you require, measure the opening in the floor or wall. The most accurate way to determine the size is to measure the duct itself.



## Floor Supply Vents or Registers:



## Wall Supply Vents or Registers:

