

HVC412 Pasadena Floor Register 4" x 12"

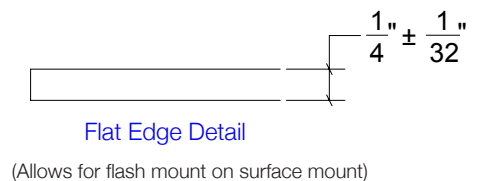
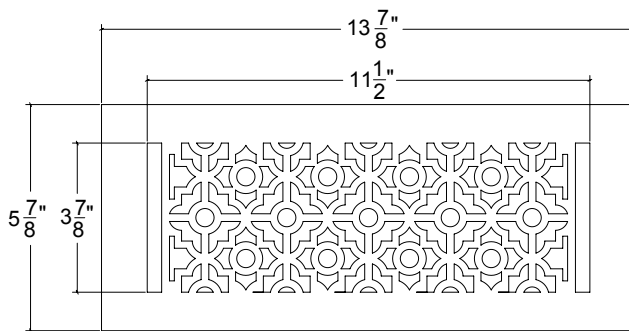

Available Finish:

— Black

Base Material:

— Aluminum

Steel louvers are attached with machine screws to all face plates



Floor Supply Register: Face plate and pre-attached louvers. Simply drop into place

Wall Supply Register: Face plate with screw holes and pre-attached louvers. Install using wood screws supplied

Return Air Vent: Face plate with screw holes and NO louver. Install using wood screws

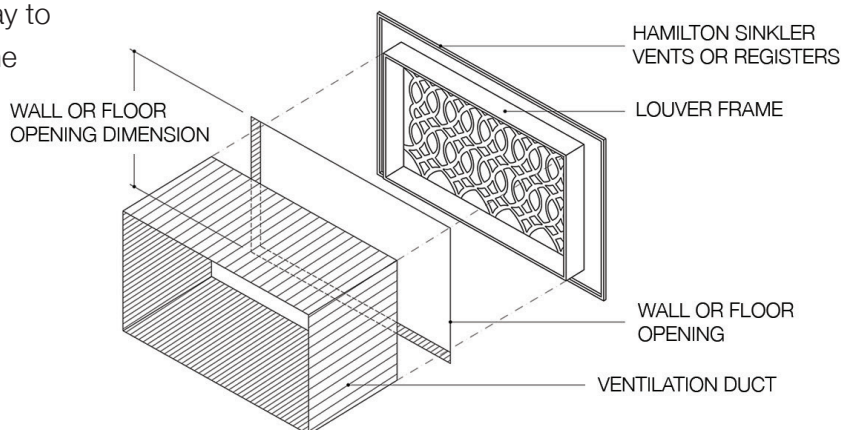
Sizing: Measure the size of the duct opening, not the size of the vent cover faceplate

Hamilton Sinkler will pre-attach the louvers with machine screws. No duct tape required

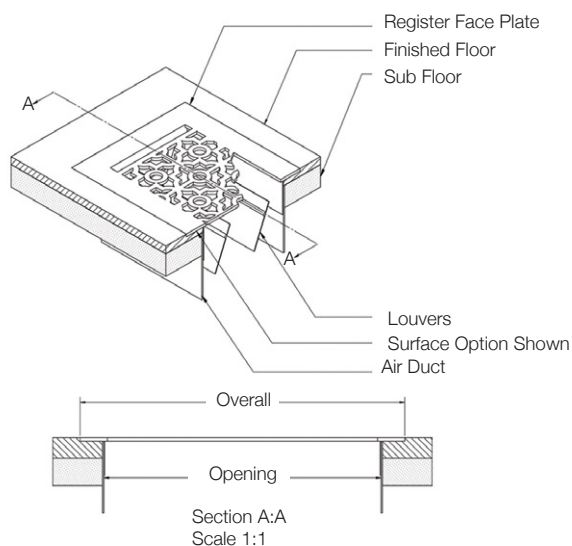
HVAC technical note: the typical open area of the face plate is 60% with non-directional louvers

How to Measure:

To determine the size of register or vent you require, measure the opening in the floor or wall. The most accurate way to determine the size is to measure the duct itself.



Floor Supply Vents or Registers:



Wall Supply Vents or Registers:

