

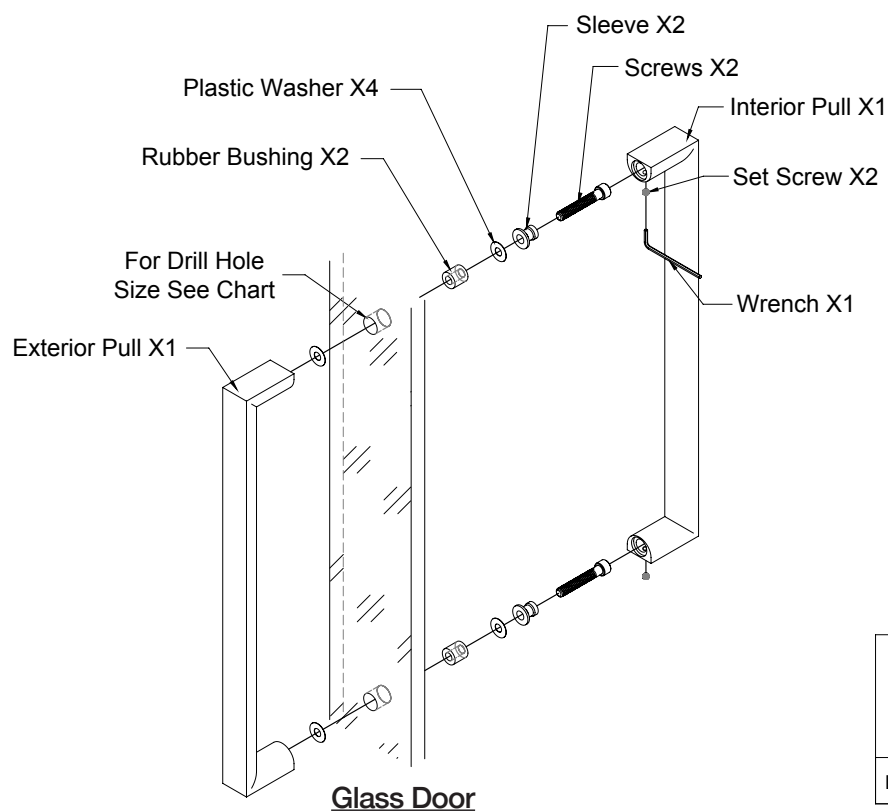

AP092T Back to Back Appliance Pull Textured


Finishes:

- Antique Brass (AB)
- Bright Antique Brass (BAB)
- Brushed Nickel (BN)
- Burnished Antique Brass (BRAB)
- Burnished Brass (BRB)
- Burnished Nickel (BRN)
- Dull Black (DB)
- Oil Rubbed Bronze (ORB)
- Pewter (PW)
- Polished Black Nickel (BLN)
- Polished Brass with Lacquer (PB)
- Polished Chrome (PC)
- Polished Nickel (PN)
- Satin Brass (SB)
- Unlacquer Brass (UB)

Base Material: Solid Brass

Back to back/custom lengths and projections are available upon request



| | | |
|---|-----------------|--------------------|
|  | Glass Thickness | D=Minimum Diamater |
| Drill Hole Size | 3/8" | 3/8" ϕ |
| | 1/2" | 1/2" ϕ |

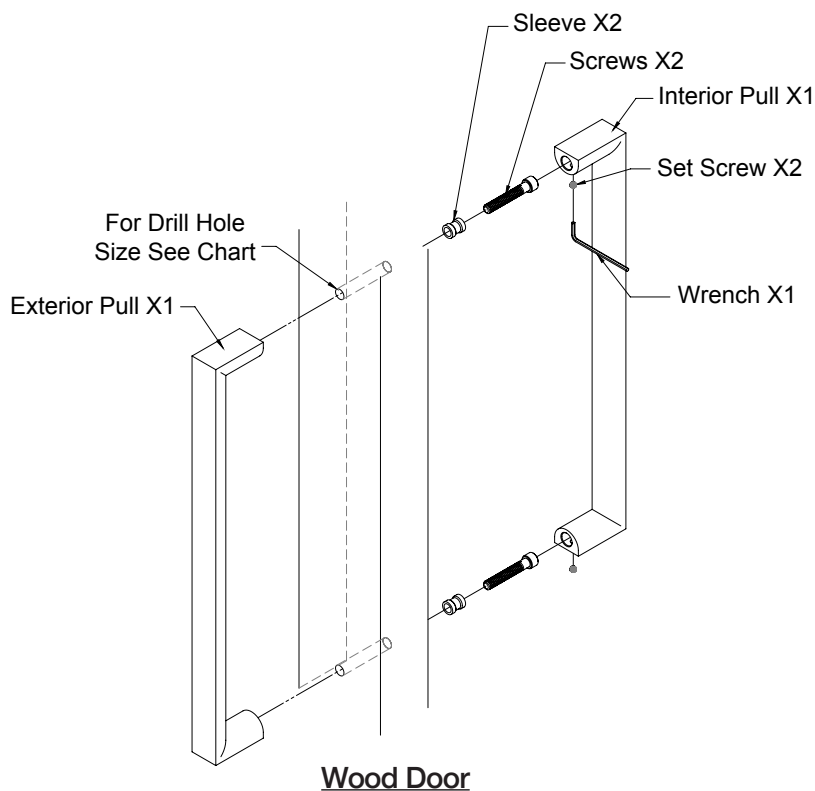

AP092T Back to Back Appliance Pull Textured


Finishes:

- Antique Brass (AB)
- Bright Antique Brass (BAB)
- Brushed Nickel (BN)
- Burnished Antique Brass (BRAB)
- Burnished Brass (BRB)
- Burnished Nickel (BRN)
- Dull Black (DB)
- Oil Rubbed Bronze (ORB)
- Pewter (PW)
- Polished Black Nickel (BLN)
- Polished Brass with Lacquer (PB)
- Polished Chrome (PC)
- Polished Nickel (PN)
- Satin Brass (SB)
- Unlacquer Brass (UB)

Base Material: Solid Brass

Back to back/custom lengths and projections are available upon request



| | | |
|---|----------------|--------------------|
|  | Wood Thickness | D=Minimum Diameter |
| Drill Hole Size | 1 3/8" | 5/16" ϕ |
| | 1 3/4" | ----- |
| | 2 1/4" | ----- |